

TRENDTRIMMER

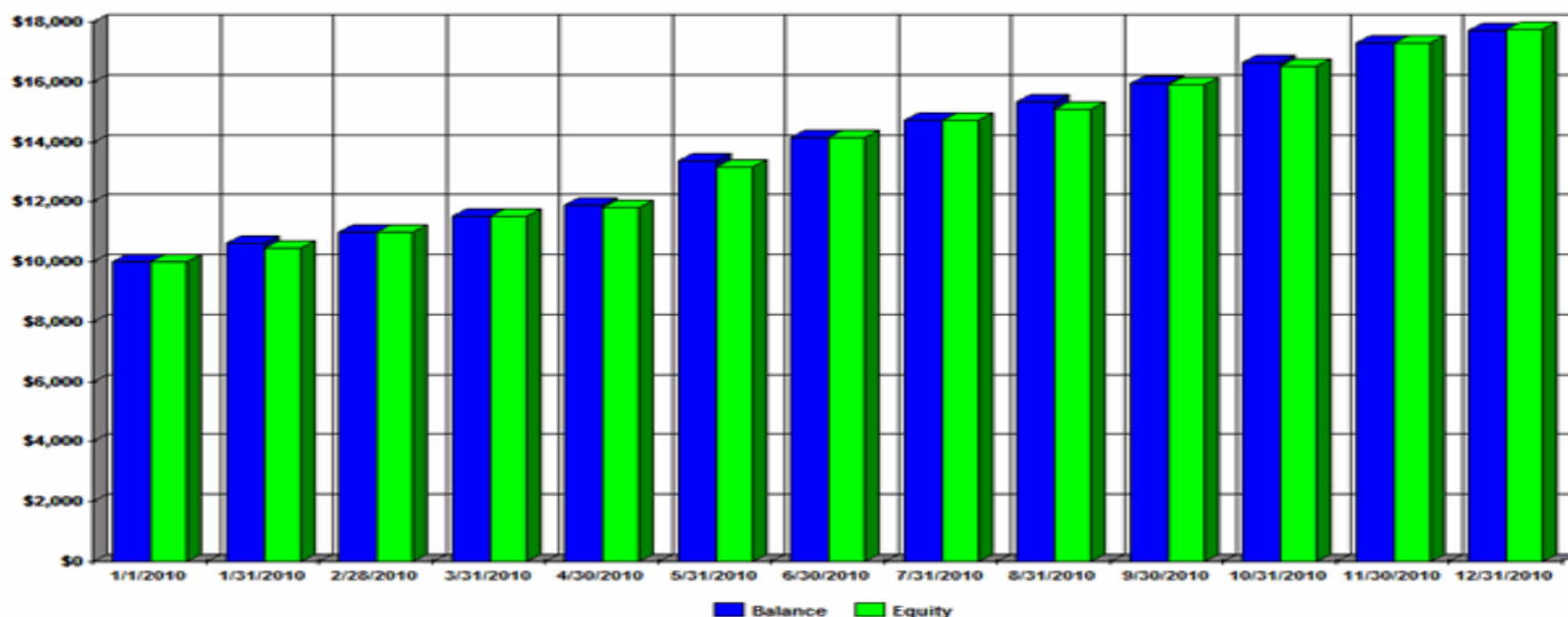
TrendTrimmer LLC's Automated Forex Trading Systems

"The Path to Profits"



**TT-HedgeHunter 2010 Performance Results
U.S. & Non-U.S. Subscriber Accounts**

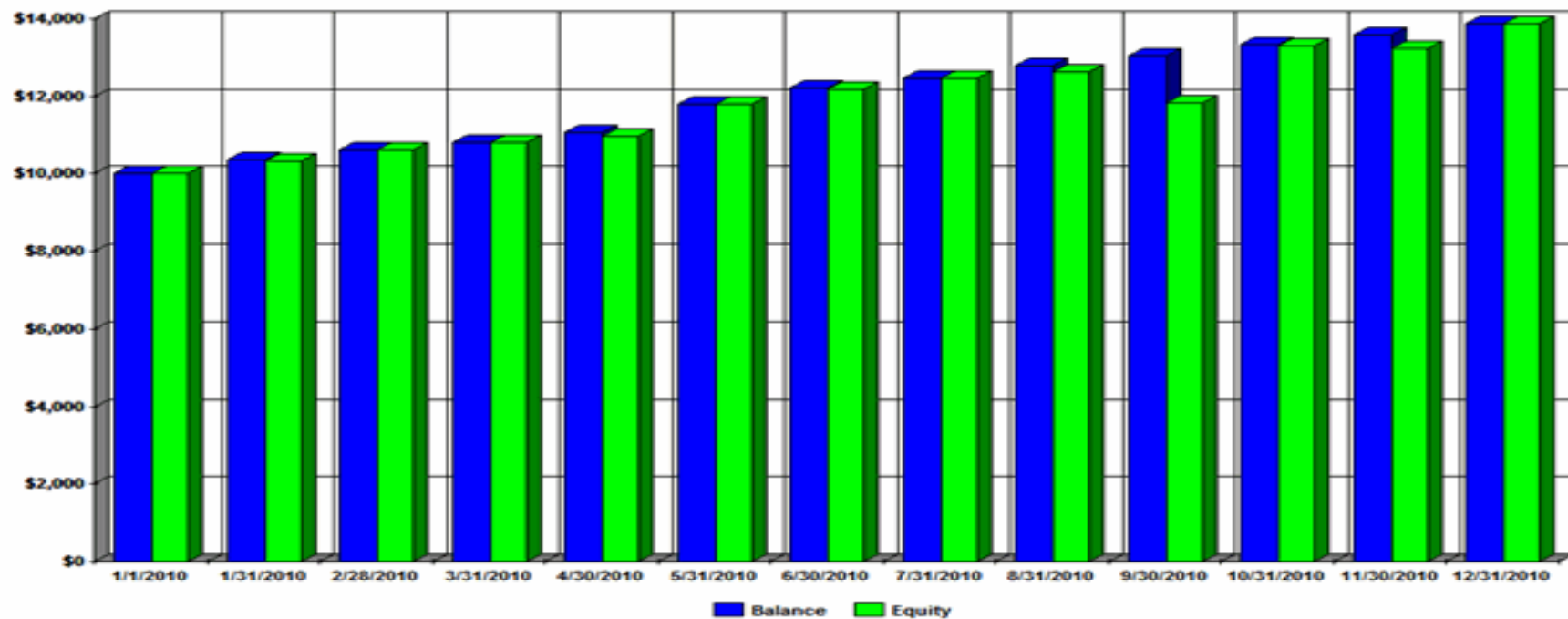
TT-HedgeHunter (Non-U.S Moderate/Aggressive Settings) 2010 Performance Report



Date	Balance	Balance % Incr. over Deposit	Equity	Equity % Incr. over Deposit
01/01/2010	\$ 10,000	-	\$10,000	-
01/31/2010	\$ 10,624	6.24%	\$ 10,440	4.40%
02/28/2010	\$ 10,972	9.72%	\$ 10,979	9.79%
03/31/2010	\$ 11,513	15.13%	\$ 11,513	15.13%
04/30/2010	\$ 11,872	18.72%	\$ 11,822	18.22%
05/31/2010	\$ 13,360	33.60%	\$ 13,182	31.82%
06/30/2010	\$ 14,129	41.29%	\$ 14,132	41.32%
07/31/2010	\$ 14,718	47.18%	\$ 14,725	47.25%
08/31/2010	\$ 15,350	53.50%	\$ 15,075	50.72%
09/30/2010	\$ 15,941	59.41%	\$ 15,907	59.07%
10/31/2010	\$ 16,667	66.67%	\$ 16,534	65.34%
11/30/2010	\$ 17,301	73.01%	\$ 17,299	72.99%
12/31/2010	\$ 17,729	77.29%	\$ 17,750	77.50%

Note: This TT-HedgeHunter account used a "Fixed" lot size of .02 lots

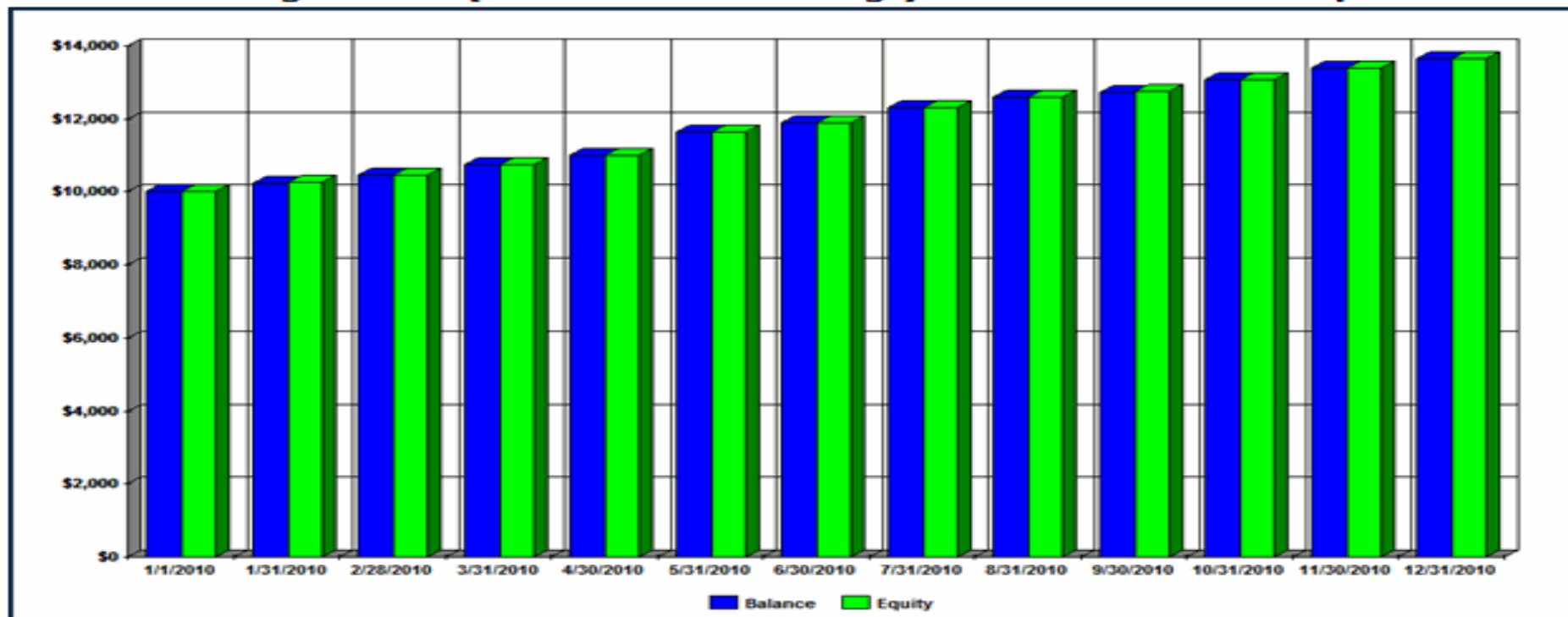
TT-HedgeHunter (Non-U.S Moderate Settings) 2010 Performance Report



Date	Balance	Balance % Incr. over Deposit	Equity	Equity % Incr. over Deposit
01/01/2010	\$ 10,000	-	\$10,000	-
01/31/2010	\$ 10,355	3.55%	\$ 10,340	3.40%
02/28/2010	\$ 10,624	6.24%	\$ 10,612	6.12%
03/31/2010	\$ 10,819	8.19%	\$ 10,814	8.14%
04/30/2010	\$ 11,054	10.54%	\$ 10,975	9.75%
05/31/2010	\$ 11,804	18.04%	\$ 11,793	17.93%
06/30/2010	\$ 12,201	22.01%	\$ 12,175	21.75%
07/31/2010	\$ 12,462	24.62%	\$ 12,469	24.69%
08/31/2010	\$ 12,774	27.74%	\$ 12,625	26.25%
09/30/2010	\$ 13,041	30.41%	\$ 11,842	18.42%
10/31/2010	\$ 13,332	33.32%	\$ 13,301	33.01%
11/30/2010	\$ 13,599	35.99%	\$ 13,244	32.44%
12/31/2010	\$ 13,859	38.59%	\$ 13,867	38.67%

Note: This TT-HedgeHunter account used a "Fixed" lot size of .02 lots

TT-HedgeHunter (U.S. NFA Base Settings) 2010 Performance Report



Date	Balance	Balance % Incr. over Deposit	Equity	Equity % Incr. over Deposit
01/01/2010	\$ 10,000	-	\$ 10,000	-
01/31/2010	\$ 10,246	2.46%	\$ 10,281	2.81%
02/28/2010	\$ 10,469	4.69%	\$ 10,469	4.69%
03/31/2010	\$ 10,744	7.44%	\$ 10,756	7.56%
04/30/2010	\$ 11,004	10.04%	\$ 11,004	10.04%
05/31/2010	\$ 11,628	16.28%	\$ 11,628	16.28%
06/30/2010	\$ 11,908	19.08%	\$ 11,908	19.08%
07/31/2010	\$ 12,300	23.00%	\$ 12,300	23.00%
08/31/2010	\$ 12,600	26.00%	\$ 12,600	26.00%
09/30/2010	\$ 12,727	27.27%	\$ 12,757	27.57%
10/31/2010	\$ 13,070	30.70%	\$ 13,070	33.70%
11/30/2010	\$ 13,381	33.81%	\$ 13,381	33.81%
12/31/2010	\$ 13,639	36.39%	\$ 13,639	36.39%

Note: This TT-HedgeHunter account used a "Fixed" lot size of .02 lots

CFTC RULE 4.41 - HYPOTHETICAL OR SIMULATED PERFORMANCE RESULTS HAVE CERTAIN LIMITATIONS. UNLIKE AN ACTUAL PERFORMANCE RECORD, SIMULATED RESULTS DO NOT REPRESENT ACTUAL TRADING. ALSO, SINCE THE TRADES HAVE NOT BEEN EXECUTED, THE RESULTS MAY HAVE UNDER-OR-OVER COMPENSATED FOR THE IMPACT, IF ANY, OF CERTAIN MARKET FACTORS, SUCH AS LACK OF LIQUIDITY. SIMULATED TRADING PROGRAMS IN GENERAL ARE ALSO SUBJECT TO THE FACT THAT THEY ARE DESIGNED WITH THE BENEFIT OF HINDSIGHT. NO REPRESENTATION IS BEING MADE THAT ANY ACCOUNT WILL OR IS LIKELY TO ACHIEVE PROFIT OR LOSSES SIMILAR TO THOSE SHOWN.

Forex Disclaimer - Trading foreign exchange on margin carries a high level of risk, and may not be suitable for all investors. The high degree of leverage can work against you as well as for you.

Before deciding to trade foreign exchange you should carefully consider your investment objectives, level of experience, and risk appetite. The possibility exists that you could sustain a loss of some or all of your initial investment and therefore you should not invest money that you cannot afford to lose.

You should be aware of all the risks associated with foreign exchange trading, and seek advice from an independent financial advisor if you have any doubts.

Trend Trimmer, LLC