



Automated Trading Robots

Installing the TT-Prophet_{v3} (EA) Expert Advisor on the MetaTrader4 Platform

NOTE: You will also find the TT-Prophet_{v3} “Video Installation” guide in the “Education” section of the TrendTrimmer.com website.

Prior to beginning the installation of the “TT-Prophet_{v3} Expert Advisor” you should have reviewed the following two (2) written documents and/or video tutorials:

1. Getting Started
2. Running the TT-Installer

You are now ready to setup the TT-Prophet_{v3} Expert Advisor on your MT4 Forex trading platform. Please check to make sure that you have the currency charts for the currencies you intend to trade loaded into the charts area of your MT4 platform.

Once your desired currency charts are in place, you will attach the Expert Advisor to each of the currency charts on the MT4 trading platform. You will find the TT-Prophet_{v3} EA in the “Navigator” section of the trading platform.

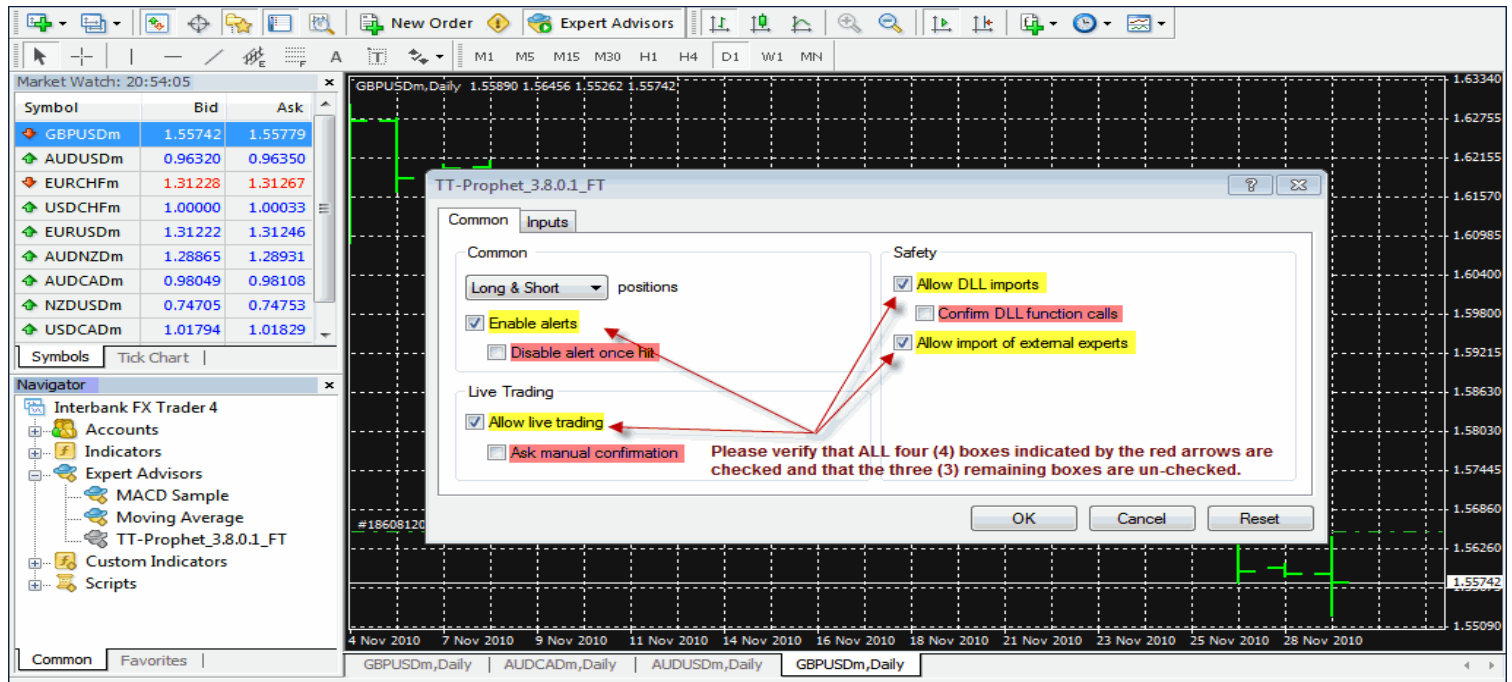
For this example we will install the TT-Prophet_{v3} EA on the GBP/USD currency chart.

Open the “Expert Advisors” menu and locate the TT-Prophet EA.

You can open the “Inputs” settings box for the TT-Prophet EA by double-clicking on the icon or by left-clicking on the icon with your mouse and then dragging it to any spot on the chart.

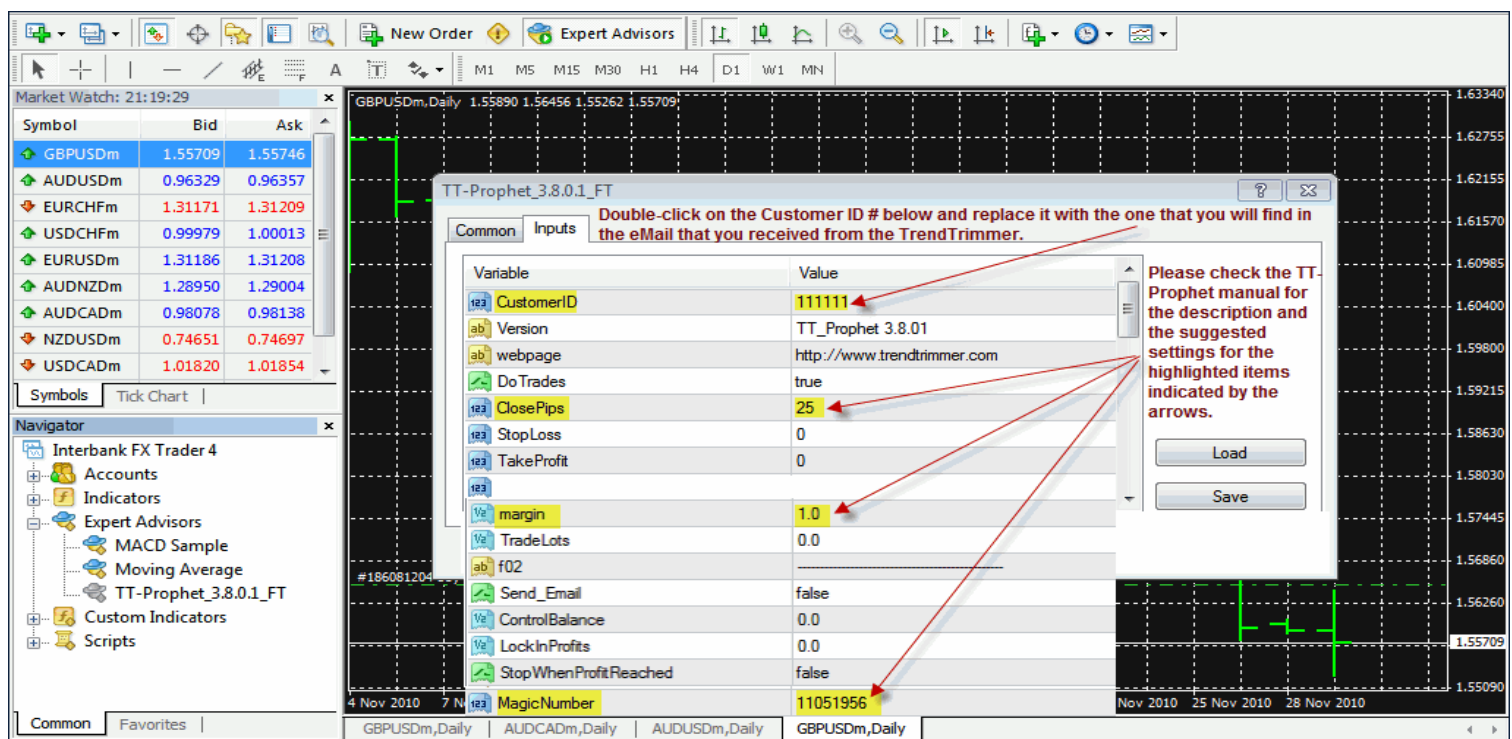
Symbol	Bid	Ask
GBPUSDm	1.55701	1.55737
AUDUSDm	0.96304	0.96336
EURCHFm	1.31177	1.31217
USDCHFm	0.99967	1.00002
EURUSDm	1.31205	1.31227
AUDNZDm	1.28880	1.28954
AUDCADm	0.98100	0.98151
NZDUSDm	0.74691	0.74735
USDCADm	1.01858	1.01891

You can either double-click on the TT-Prophetv3 EA icon or, with your left mouse button depressed, drag the EA file anywhere on the chart and then release your mouse button to drop the file into the chart. At this point, the “Settings” box will appear usually with the “Common” tab items showing:



Please verify that the four (4) boxes indicated under the “Common” tab have all been checked and then click on the “Inputs” tab in order to change the settings required in that section.

Please Note: If the Expert Advisor data box disappears from the chart, you can restore it by clicking on the F7 key.



You should have received an email from the TrendTrimmer support team containing your customer ID number. You will need to enter the Customer ID number in the "Inputs" section of the data box.

NOTE: Please **DO NOT** enter the Expert Advisor's serial number in this field.

The eMail will read "Your Customer ID for your TT-Prophet Subscription" in the subject line:

----- Original Message -----

From: [AutcSender](#)

To: [You@yourMail.com](#)

Sent: Saturday, May 01, 2010 8:56 AM

Subject: The Subject line wil read: "Your Customer ID for your TT-Prophet Subscription or the Free 60 Day Trial"

Hello, (Your name will be here)

The message will read that you've received this mail as a purchaser of a TT-Prophet subscription or as a Free 60 Day Trial Product.

Your customer id is 3396612 ← This is where you'll find your Customer ID Number.

Your serial is 56676-61546-8897B-B57AE-E613A-62C37-B6262-74727.

This message has been generated automatically, please DO NOT reply to this e-mail as this address is not monitored.

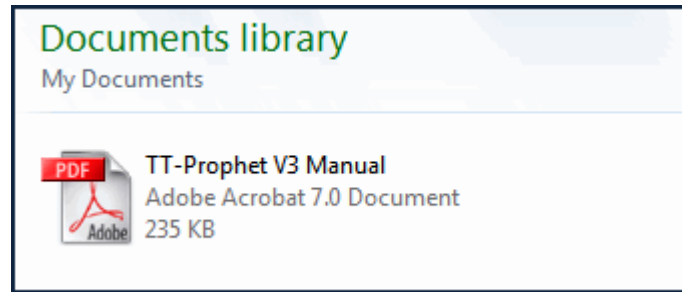
Please note: The following TT-Prophetv3 settings are the suggested settings for an account using the “Daily” time frame:

TT-Prophet_3.8.0.1_FT

Common Inputs

Variable	Value	Enter your Customer ID # here.
CustomerID	111111	
Version	3.8.0.1	
webpage	http://www.trendtrimmer.com	
Do Trades	true	
ClosePips	25	Close Pips set to 25 for Daily time frame.
StopLoss	0	
TakeProfit	0	
f01	-----	
_acb	Leave as 0 to use actual account balance.	
BalanceToUse	0.0	
BalanceToUse	0.0	
margin	1.0	Margin or TradeLots set to YOUR desired risk level.
TradeLots	0.0	
f02	-----	
Send_Email	false	This section is completed when you're using the "LockInProfits" function of the EA.
ControlBalance	0.0	
LockInProfits	0.0	
StopWhenProfitReached	false	
a4	Set to -1 to set 0 or a positive number	
ResetFundsWithdrawn	0.0	
f03		
MagicNumber	11051956	The "Magic Number" should be different for each currency pair you're trading. You can change this number to 1000 and then you could set the Magic # for the next currency pair to 1001 and so on...for each pair.
Slippage	3	

You will notice that the “TT-Prophet Manualv3” was automatically placed in your “My Documents” folder when you ran the TT-Prophetv3 Expert Advisor Installer.

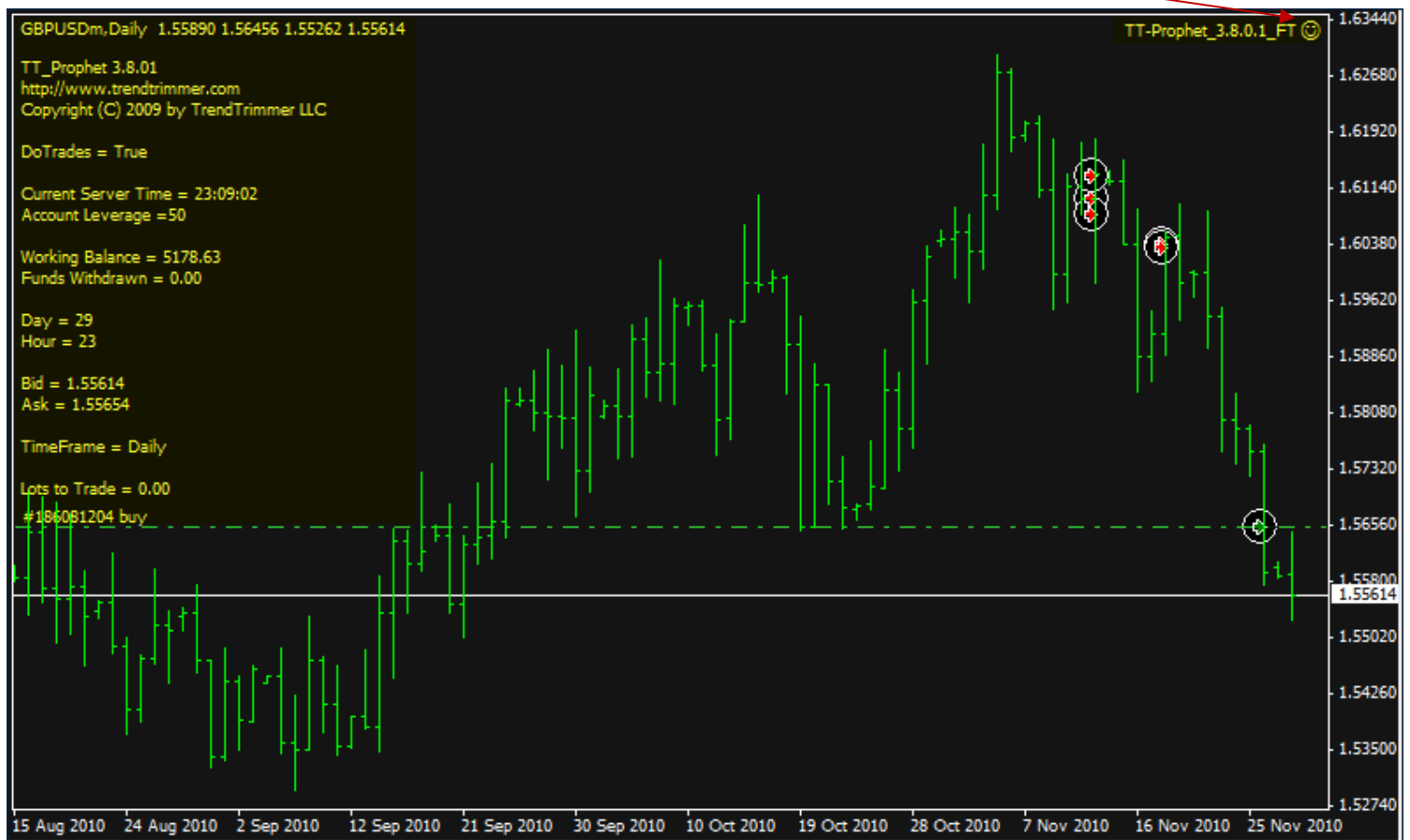


You may find it helpful to print out the five (5) page TT-Prophet manual and to use it as a guide during the installation of the Expert Advisor.

You should now see the TT-Prophet information displayed on the upper left-hand side of the screen along with a



“Smiley Face” in the upper right hand corner of the chart.





The TT-Prophet EA will run day and night without any effort on your part, as long as your computer is running and your trading platform is open. If your computer shuts down for any reason, the TT-Prophet EA will not be able to monitor your open trades and/or place new ones.

If you're not comfortable leaving your computer running during the trading week, you may consider subscribing to the TrendTrimmer.com (VPS) our Virtual Private Server. The TrendTrimmer low cost VPS service will allow you to remotely host your MT4 trading platform on our VPS thus eliminating the need for your PC to be running 24 hours a day...5 days a week.

You should periodically check your platform to make sure that your Expert Advisor is running properly (Opening and Closing trades) and that you have a Smiley Face on all of your currency charts.

If you have any questions about the TT-Prophet V3 or our VPS service, please send an eMail to: support@trendtrimmer.com and we we'll respond to your inquiry as quickly as possible.



Automated Trading Robots

Disclaimer: Trading foreign exchange on margin carries a high level of risk, and may not be suitable for all investors. The high degree of leverage can work against you as well as for you. Before deciding to trade foreign exchange you should carefully consider your investment objectives, level of experience, and risk appetite. The possibility exists that you could sustain a loss of some or all of your initial investment and therefore you should not invest money that you cannot afford to lose. You should be aware of all the risks associated with foreign exchange trading, and seek advice from an independent financial advisor if you have any doubts. Trend Trimmer, LLC